

UTT10 Structural Attachment Structure -attachment Fitting




Function: Designed for bracing pipe against sway and seismic disturbance. The pipe attachment component of a sway brace system used in conjunction with a UTT Manufacturing structural attachment fitting, and joined together with a bracing pipe element forms a complete sway brace assembly. Sway brace assemblies are intended to be installed in accordance with NFPA 13 and the manufacturer's installation instructions.

Type: Sprinkler Pipe Sch 10, Sch 40, GB/T3091, IS G3454

Size: One size fits braced pipe up to 8" with 1/2" bolt hole for structure.

Material: Carbon steel

Finish: Electro-galvanized

Approvals:   



UL Maximum Design Load				
Brace Member	lbs.	kN	Wt. Each	
			lb.	kg
1" SCH40 pipe	1885	(8.38)	1.54	(0.7)

FM Maximum Design Load					
Brace Member	Horizontal load ratings installation angle 30°-44°		Horizontal load ratings installation angle 45°-59°		Wt.Each
	lbs.	kN	lbs.	kN	lb.
1" SCH40 pipe	1490	(6.62)	1980	(8.80)	1.54

Step 1	Step 2	Step 3
		

Install:
The connection mode of base part connected with the building. The connection between the base part and the building is completed. The accessories connected with the base part is sch40 1-inch pipe. The pipe must be clamped to the bottom of the base part, then fixed with the shear bolt. Tighten the shear bolt until heads break off. Tighten the shear bolt until heads break off.