

UTT20Q Pipe Clamp SWAY-Brace Fitting

Function: Designed for bracing pipe against sway and seismic disturbance. The pipe attachment component of a sway brace system used in conjunction with a UTT Manufacturing structural attachment fitting and joined together with a bracing pipe element forms a complete sway brace assembly. Sway brace assemblies are intended to be installed in accordance with NFPA 13 and the manufacturer's installation instructions.


Type: Sprinkler Pipe Sch 10, Sch 40, GB/T3091, IS G3454

Size: Pipe size 2"(50) thru 8"(200)




Material: Carbon steel & Ductile iron QT450

Finish: Electro-galvanized

Approvals:   



UL Maximum Design Load					
Pipe Size		lbs.	kN	Wt. Each	
				1"(25mm) Brace Pipe	
				lb.	kg
2	(50)	680	(3.02)	2.13	(0.97)
2 1/2	(65)	680	(3.02)	2.24	(1.02)
3	(80)	680	(3.02)	2.35	(1.07)
4	(100)	680	(3.02)	2.53	(1.15)
5	(125)	1090	(4.84)	3.72	(1.69)
6	(150)	1370	(6.09)	4.10	(1.86)
8	(200)	1370	(6.09)	4.76	(2.16)

Step 1	Step 2	Step 3
		
<p>Install:</p> <p>Install the pipe clamp to the pipe, then install the bolts and nuts as the shown picture. The accessories of UTT20Q use the sch40 1-inch pipe. The nuts torque of UTT 20Q need to reach 100~115N. After the installation of bolts & nuts and other accessories, the pipe must be clamped to the bottom of the accessories. After the installation of bolts & nuts and other accessories, the pipe must be clamped to the bottom of the accessories.</p>		